



Christmas Magic

YOU CAN DO


BDRProductions.com



WACKY WONDERLAND

BDRPRODUCTIONS.COM

Candy Stick Trick



Make a candy cane stick to your fingers like magic!

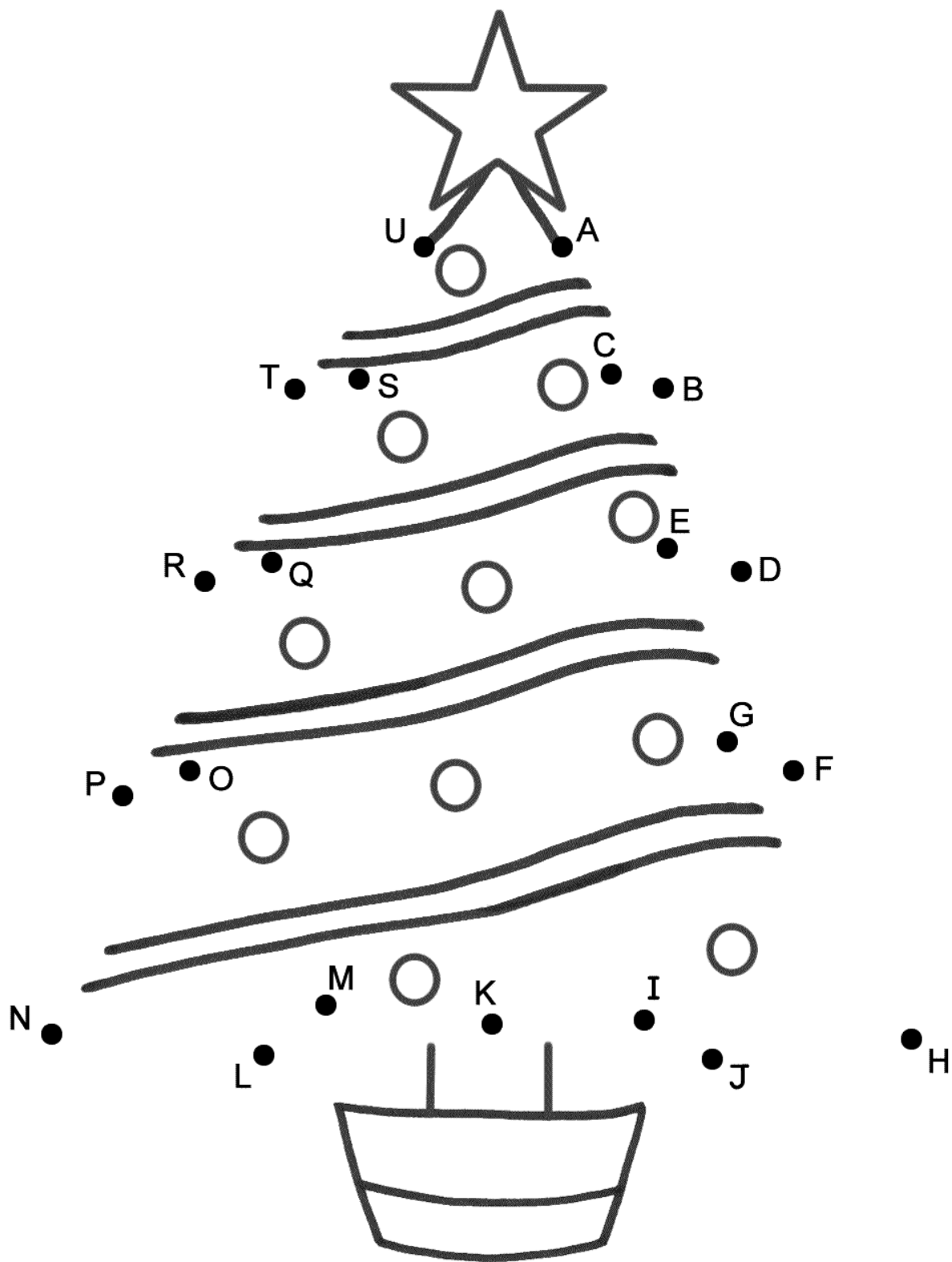
You'll need:

- A candy cane (still wrapped in plastic)
- A small piece of clear tape

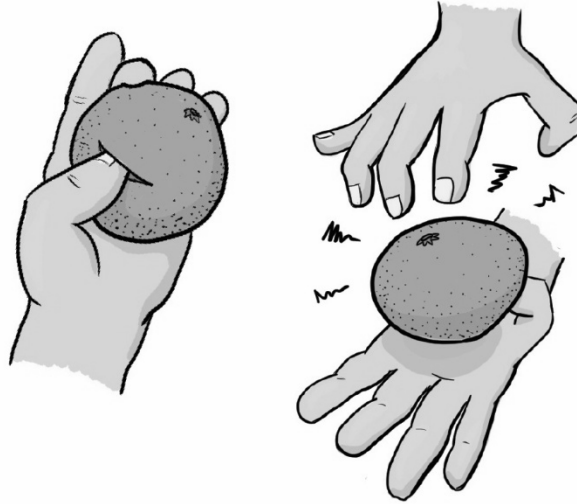
Steps:

1. Fold the tape over so it's sticky on one end and smooth on the other.
2. Stick the tape to the middle of the candy cane, making a tiny flap.
3. Lay the candy cane across your fingers, with the flap between two fingers.
4. Squeeze your fingers together to hold the flap.
5. Flip your hand over—wow! The candy cane stays stuck!
6. Say "Go!" and let go of the flap. The candy cane falls like magic!





Orange Float



Make an orange float in the air!

You'll need:

- A real orange

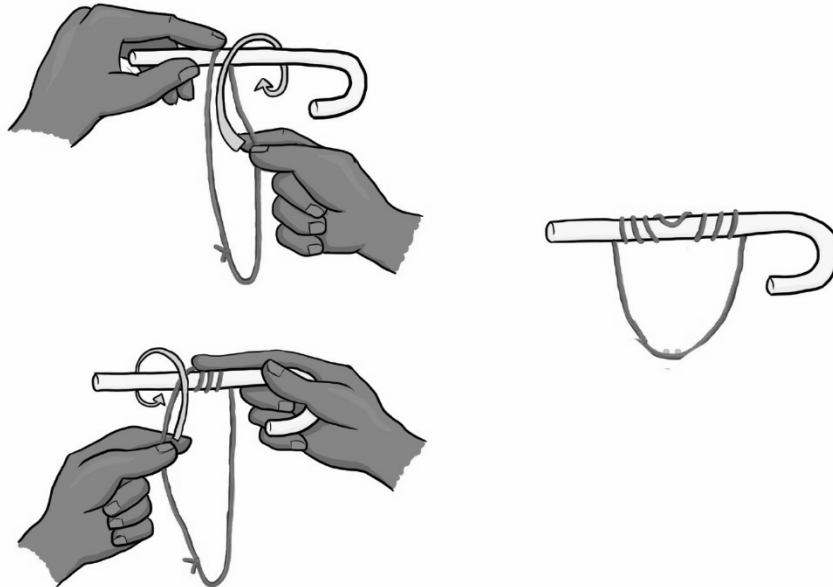
Steps:

1. Ask a grown-up to help you poke a small hole in the orange with your thumb.
2. Hide the hole from your audience!
3. Place the orange on your hand, with the hole facing away.
4. Secretly slide your thumb into the hole.
5. Wiggle your other fingers above the orange like you're casting a spell.
6. Slowly lift the orange—it looks like it's floating!
7. Lower it gently, then peel it to show it's just a regular orange.





Peppermint Pull



Make a ribbon slide right through a candy cane!


You'll need:

- A big candy cane
- A ribbon or string tied into a loop


Steps:

1. Hang the loop over the middle of the candy cane.
2. Hold the ribbon in place with one finger.
3. Wrap the hanging ribbon around the right side of the cane three times.
4. Switch hands and wrap the other side three times in the opposite direction.
5. Now pull the ribbon down—it unwraps and slides right through the candy cane!





Santa Squeeze



Make a big coin squeeze through a tiny hole—just like Santa!


You'll need:

- A piece of paper
- A coin

Steps:

1. Fold the paper in half.
2. Tear out a small half-circle to make a hole.
3. Put the coin inside the folded paper so it pokes through the hole.
4. Hold the paper tight and bend the top edges inward.
5. The hole stretches—just enough for the coin to drop through!
6. Ta-da! Santa-style squeezing success!



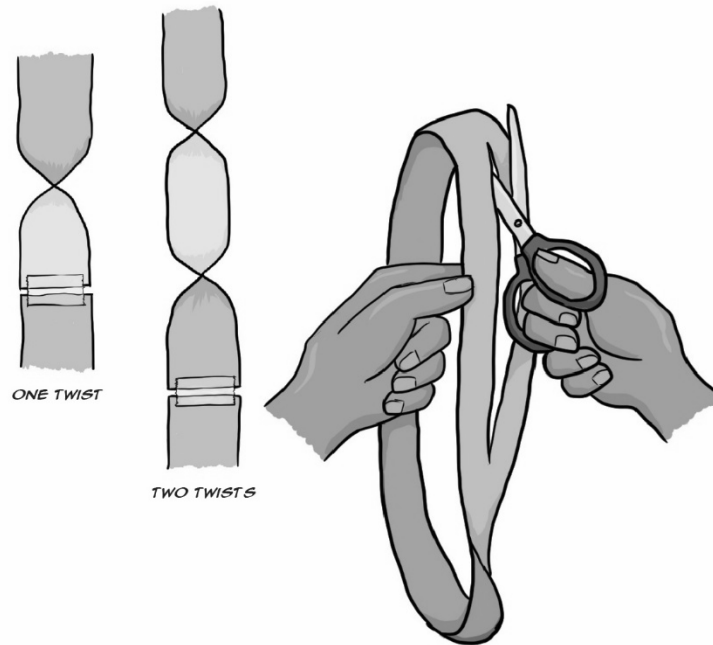


W H I T E R S L E
C H R I S T M A S
L A D V E N T S A
A O W R E A T H N
T C A N D L E S T
R A T S J S L E A
E G G N O G R Y E
E N A C Y D N A C
A N G E L E C G Y

WHITE
CHRISTMAS
STAR
EGGNOG
ANGEL
CANDYCANE

SANTA
CANDLES
WREATH
TREE
JOY
ADVENT

Loopy Loops



Cut paper loops and discover magical surprises!

You'll need:

- Wrapping paper strips
- Tape
- Scissors

Steps:

1. Make three paper loops:
 - Loop 1: Tape the ends together—no twist.
 - Loop 2: Give one end a half twist before taping.
 - Loop 3: Give two half twists before taping.
2. Cut each loop straight down the middle.
3. Watch what happens—each one does something different!
4. Try adding more twists and see what magical shapes appear!



